

IoT-Based Smart Greenhouse Monitoring and Control System Using Arduino

Om Bhaindarkar¹, Nikhil Kawale², Kaushik Donde³, Pravin Kharatmol⁴, Riya Pal⁵

U.G. Student, Department of Electronics and Telecommunication Engineering, K.C. College of Engineering and Management Studies, Thane, Maharashtra, India^{1,2,3,4}

Assistant Professor, Department of Electronics and Telecommunication Engineering, K.C. College of Engineering and Management Studies, Thane, Maharashtra, India⁵

ABSTRACT: This paper presents the design and implementation of an automated greenhouse controlling system aimed at optimizing plant growth conditions. The system integrates temperature, humidity, and soil moisture sensors with a microcontroller-based control unit to monitor environmental parameters in real time. Based on sensor data, actuators such as fans, water pumps, and lighting systems are automatically controlled to maintain ideal conditions. The proposed system is cost-effective, energy-efficient, and suitable for small-scale agricultural applications. Experimental results demonstrate improved environmental stability and reduced manual intervention, making the system a practical solution for modern precision agriculture.

KEYWORDS: Smart Greenhouse, Machine Learning, Wireless Sensor Network, Sensor-Based Monitoring, Alert System

I. INTRODUCTION

Agriculture plays a vital role in the economic development of many countries, including India, where a large portion of the population depends on farming for their livelihood. With the increasing demand for food production and the challenges posed by climate change, traditional farming methods are often not sufficient to ensure consistent crop yield and quality. Greenhouse cultivation has emerged as an effective solution, as it allows controlled environmental conditions for plant growth. However, maintaining optimal temperature, humidity, soil moisture, and light levels inside a greenhouse requires continuous monitoring and manual effort, which can be time-consuming and inefficient.

To address these challenges, automation in greenhouse systems has gained significant importance. The integration of modern technologies such as the Internet of Things (IoT) and embedded systems enables real-time monitoring and intelligent control of environmental parameters. Sensors can be used to collect data from the surroundings, and based on predefined conditions, control mechanisms such as fans, irrigation pumps, and lighting systems can be automatically activated.

This project focuses on the design and implementation of a smart greenhouse controlling system using a microcontroller-based platform. The system continuously monitors key environmental factors and maintains them within desired ranges to create an ideal environment for plant growth. The proposed solution is cost-effective, easy to implement, and reduces the need for human intervention while improving efficiency and productivity. Such systems represent a step toward modern precision agriculture and sustainable farming practices.

II. RELATED WORK

Several research efforts have focused on improving greenhouse management using automation and modern technologies. Early systems mainly relied on manual observation and simple control mechanisms, which were not efficient for maintaining precise environmental conditions. With the advancement of embedded systems, researchers began developing automated greenhouse systems using microcontrollers to regulate parameters such as temperature and soil moisture.

In recent years, the integration of the Internet of Things (IoT) has significantly enhanced greenhouse monitoring and control. Many studies have proposed IoT-based solutions where sensors continuously collect environmental data and transmit it to cloud platforms for real-time monitoring. These systems allow users to access greenhouse conditions remotely through mobile or web applications, improving convenience and decision-making.

Some researchers have also implemented wireless sensor networks to reduce wiring complexity and increase system scalability. These networks enable multiple sensor nodes to communicate with a central controller, making it possible to monitor large greenhouse environments efficiently. Additionally, machine learning techniques have been explored in a few advanced systems to predict environmental changes and optimize control strategies.

Despite these advancements, many existing solutions are either expensive or complex, limiting their adoption by small-scale farmers. Therefore, there is a need for a cost-effective and easy-to-implement system that can provide reliable automation without requiring advanced infrastructure. The system proposed in this work aims to address these limitations by offering a simple yet efficient greenhouse controlling solution using readily available components

III. IMPLEMENTATION

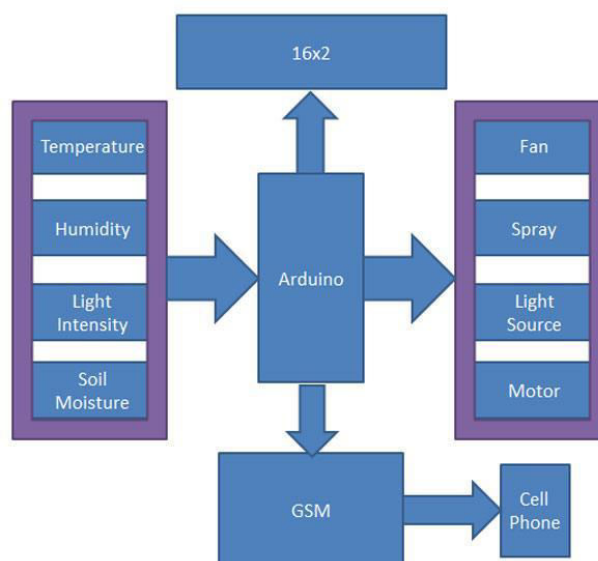
The implementation of the greenhouse controlling system involves the integration of sensing, processing, and actuation units to automatically regulate environmental conditions. The system is designed using a microcontroller-based platform that continuously monitors key parameters and performs control actions accordingly. The complete implementation process is described below.

1. System Design and Component Selection

The first step involves identifying the parameters required for plant growth, such as temperature, humidity, soil moisture, and light intensity. Based on these requirements, suitable sensors are selected. A temperature and humidity sensor (such as DHT11 or DHT22) is used to measure atmospheric conditions, while a soil moisture sensor is used to detect the water content in the soil. A light-dependent resistor (LDR) is used to measure light intensity. For processing, a microcontroller such as Arduino Uno or ESP8266 is selected due to its simplicity and compatibility with sensors. Actuators such as a water pump, exhaust fan, and artificial lighting system are chosen to control the environment.

2. Hardware Setup and Circuit Integration

All sensors are connected to the microcontroller through appropriate input pins. The DHT sensor is connected to a digital pin, while the soil moisture sensor and LDR are connected to analog pins. Actuators are connected using relay modules to safely control high-power devices like pumps and fans.



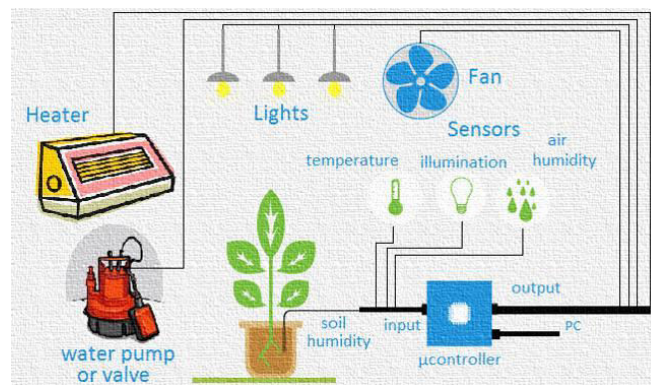
A power supply unit is used to provide stable voltage to the system. Proper wiring and insulation are ensured to avoid short circuits and ensure reliable operation.

3. Sensor Data Acquisition

Once the hardware setup is complete, the system begins collecting data from the sensors. Each sensor continuously measures its respective parameter and sends the data to the microcontroller at regular intervals. The microcontroller reads these values and converts them into meaningful units such as degrees Celsius for temperature and percentage for humidity and soil moisture.

4. Data Processing and Decision Making

The collected data is compared with predefined threshold values stored in the microcontroller program. These threshold values represent the optimal conditions required for plant growth. For example, if the temperature exceeds a certain limit, it indicates that cooling is required. Similarly, low soil moisture levels indicate the need for irrigation. A simple decision-making algorithm is implemented using conditional statements to evaluate sensor data and determine the appropriate control action.



5. Actuator Control Mechanism

Based on the processed data, the microcontroller sends signals to the relay modules to activate or deactivate actuators. If the temperature is high, the exhaust fan is turned on to reduce heat. If the soil moisture level is low, the water pump is activated to irrigate the plants. If light intensity is insufficient, artificial lights are switched on.

These actions ensure that the greenhouse environment remains within the desired range without manual intervention.

6. Programming and Software Implementation

The system is programmed using embedded C/C++ in the Arduino IDE. Libraries for sensors (such as the DHT library) are included to simplify data reading. The program consists of setup and loop functions, where the setup initializes components and the loop continuously monitors and controls the system.

Serial communication can be used to display sensor readings for debugging and monitoring purposes.

7. Testing and Calibration

After implementation, the system is tested under different environmental conditions to ensure proper functionality. Sensor readings are verified and calibrated if necessary to improve accuracy. Threshold values are adjusted based on plant requirements to achieve optimal performance.

8. System Operation

Once testing is complete, the system operates automatically. It continuously monitors environmental parameters, processes the data, and controls the actuators in real time. This reduces the need for human supervision and ensures consistent plant growth conditions.

The implemented system demonstrates an efficient, low-cost, and reliable approach to greenhouse automation, making it suitable for small-scale and medium-scale agricultural applications.


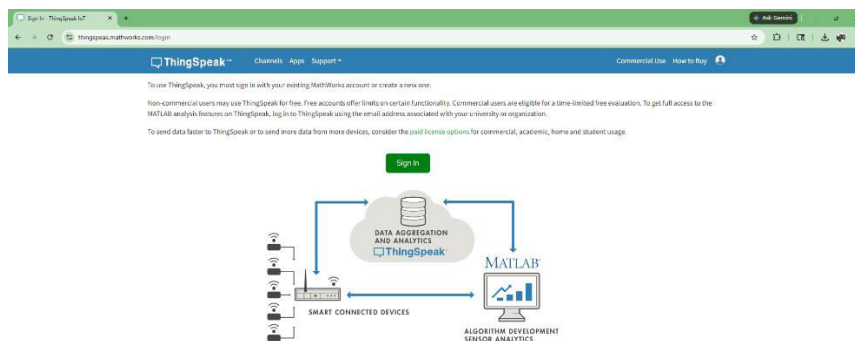
IV. RESULTS

The developed greenhouse controlling system was successfully implemented and tested under different environmental conditions to evaluate its performance. The system was able to continuously monitor key parameters such as temperature, humidity, soil moisture, and light intensity in real time. The sensor readings were observed to be stable and responsive to environmental changes, indicating reliable data acquisition.

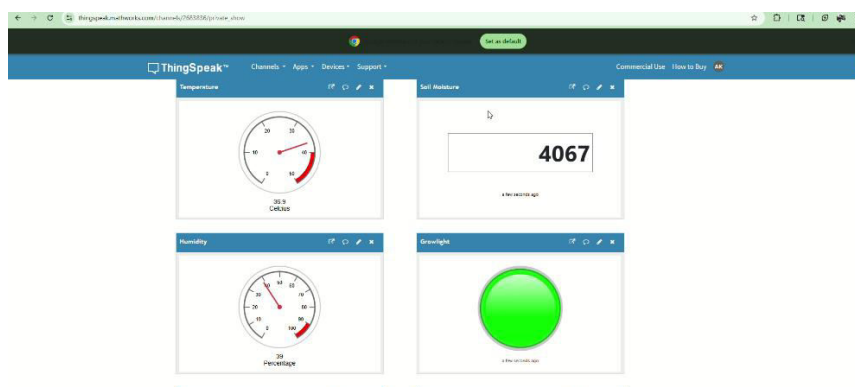
During testing, the control mechanism responded effectively to variations in environmental conditions. When the temperature inside the greenhouse exceeded the predefined threshold, the exhaust fan was automatically activated, resulting in a noticeable reduction in temperature. Similarly, when the soil moisture level dropped below the required limit, the water pump was triggered, ensuring adequate irrigation for the plants. The lighting system also functioned as expected by turning on in low-light conditions.

The system maintained environmental parameters within acceptable ranges for plant growth, demonstrating its ability to create a controlled and stable environment. Compared to manual monitoring, the automated system significantly reduced the need for human intervention and minimized the chances of error. Additionally, the response time of the system was observed to be quick, allowing timely corrective actions.

Overall, the results indicate that the proposed system is efficient, reliable, and suitable for small-scale greenhouse applications. It provides a cost-effective solution for maintaining optimal growing conditions while improving productivity and resource utilization.



Home page of Website



Predictions page of Website

V. CONCLUSION AND FUTURE SCOPE

The proposed greenhouse controlling system demonstrates an effective approach to automating environmental management for plant growth. By integrating sensors, a microcontroller, and control mechanisms, the system is capable of continuously monitoring key parameters such as temperature, humidity, soil moisture, and light intensity. Based on

real-time data, appropriate actions are taken automatically to maintain optimal conditions inside the greenhouse.

The implementation confirms that the system reduces manual effort, improves accuracy in monitoring, and ensures timely response to environmental changes. Additionally, the use of low-cost components makes the system affordable and accessible for small and medium-scale farmers. Overall, the project highlights the potential of combining embedded systems and automation to enhance agricultural productivity and efficiency.

Although the current system performs efficiently, several improvements can be made to enhance its capabilities. The system can be upgraded by integrating cloud connectivity to enable remote monitoring and control through mobile or web applications. Advanced data analytics and machine learning techniques can be incorporated to predict environmental changes and optimize decision-making.

Furthermore, the use of solar power can make the system more energy-efficient and sustainable. Expanding the system to support multiple greenhouse units through wireless communication can improve scalability. Additional sensors, such as CO₂ and pH sensors, can also be included to provide more comprehensive monitoring. These enhancements would transform the system into a fully smart and intelligent greenhouse solution suitable for modern precision agriculture.

REFERENCES

- [1] Internet of Things based Smart Agriculture Monitoring System, International Journal of Engineering Research & Technology (IJERT), vol. 8, no. 5, pp. 120–125, 2019..
- [2] A. Kumar and R. Singh, “Automated Greenhouse Control System Using Microcontroller,” International Journal of Advanced Research in Electrical, Electronics and Instrumentation Engineering, vol. 6, no. 4, pp. 2456–2462, 2017.
- [3] S. R. Patel et al., “IoT Based Smart Greenhouse Monitoring System,” International Journal of Computer Applications, vol. 178, no. 45, pp. 20–25, 2019.
- [4] M. S. Hossain, G. Muhammad, and N. Guizani, “Cloud-Assisted Industrial Internet of Things (IIoT)-Enabled Framework for Health Monitoring,” IEEE Internet of Things Journal, vol. 5, no. 4, pp. 2946–2955, 2018.
- [5] P. S. Asolkar and M. S. Bhadke, “An Effective Method of Controlling Greenhouse Using Arduino,” International Journal of Innovative Research in Science, Engineering and Technology, vol. 5, no. 6, pp. 9823–9827, 2016.
- [6] D. Ndzi, L. Yang, and A. L. M. Tong, “Wireless Sensor Network for Greenhouse Climate Monitoring,” Procedia Computer Science, vol. 34, pp. 436–441, 2014.
- [7] J. Gutierrez, J. F. Villa-Medina, A. Nieto-Garibay, and M. A. Porta-Gandara, “Automated Irrigation System Using a Wireless Sensor Network and GPRS Module,” IEEE Transactions on Instrumentation and Measurement, vol. 63, no. 1, pp. 166–176, 2014.
- [8] K. G. Srinivasan, P. M. Dinesh, and R. Ramesh, “Smart Farming System Using Sensors for Agricultural Task Automation,” International Journal of Engineering & Technology, vol. 7, no. 2, pp. 324–327, 2018.
- [9] N. Gondchawar and R. S. Kawitkar, “IoT Based Smart Agriculture,” International Journal of Advanced Research in Computer and Communication Engineering, vol. 5, no. 6, pp. 838–842, 2016.
- [10] B. K. Balaji and M. R. Kumar, “Design and Implementation of Smart Greenhouse Using Arduino,” International Journal of Scientific Research in Computer Science, Engineering and Information Technology, vol. 3, no. 2, pp. 45–50, 2018.
- [11] L. Ruiz-Garcia, L. Lunadei, P. Barreiro, and J. I. Robla, “A Review of Wireless Sensor Technologies and Applications in Agriculture,” Computers and Electronics in Agriculture, vol. 82, pp. 11–25, 2012.



INTERNATIONAL
STANDARD
SERIAL
NUMBER
INDIA



INTERNATIONAL JOURNAL OF INNOVATIVE RESEARCH

IN SCIENCE | ENGINEERING | TECHNOLOGY

 9940 572 462  6381 907 438  ijirset@gmail.com



www.ijirset.com

Scan to save the contact details